

# PERFORMANCE OTB GLOBAL INVESTMENTS

Dear Client,

below are the results of the analysis we published from March to October 2021 on the OTB platform.

There are currently 10 active stocks, 2 of which were open before September. 2 analyses remain "unfilled" as the entry range has not yet been reached.

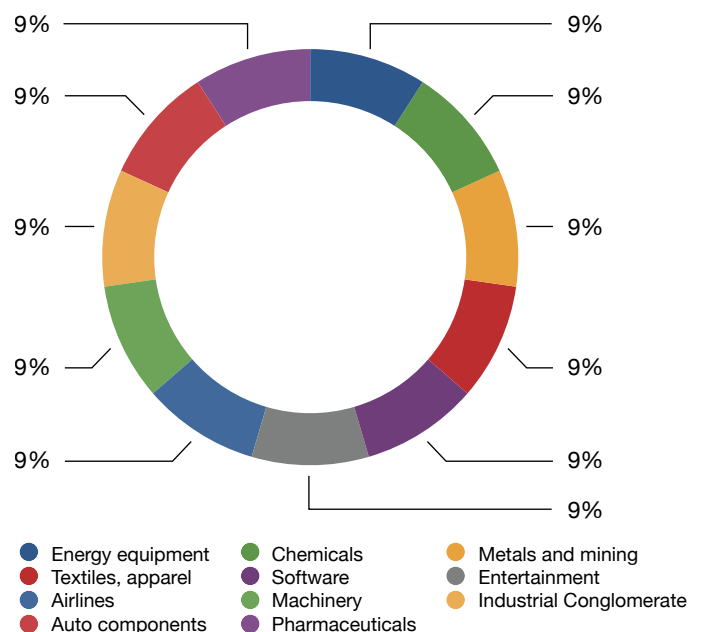
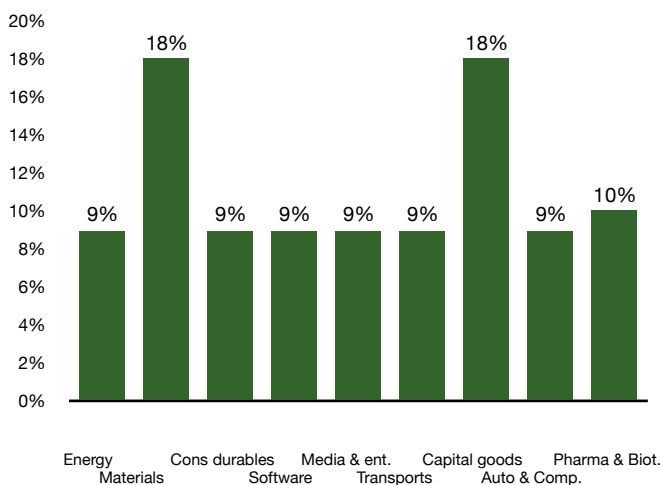
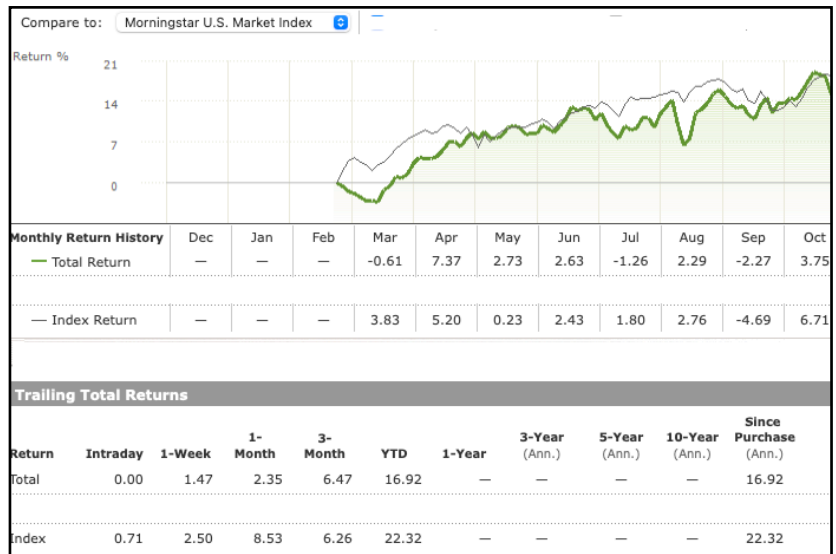
The performances in October 2021 are positive and in line with expectations: we closed our positions on 8 stocks with an average return of 11% and an average duration of 75 days, allowing us to confirm a good YTD performance of 16.92%.

The results reflected a willingness to be exposed to the energy sector between August and September, reaching our targets in October.

In October we published the analyzes of only 3 stocks, one of which is still "unfilled", as the generalized overextension in the markets made it more difficult to look for stocks with good upside probabilities.

For the year-end, we will focus on sectors such as materials and healthcare.

We prefer to focus on those sectors, and stocks, which are underperforming the reference market, allowing us to benefit from possible bullish swings over a medium-term time horizon.



## March 2021 - October 2021

Publication date	Stock	Ticker	Purchase date	Buy price	Sell date	Sell price/ current price	Performance	Position	
October 2021	6	3M Company	MMM	14/10/21	US\$ 178.34		US\$ 180.61	1.27%	Open
	13	VALE S.A.	VALE						Unfilled
	19	Bristol-Myers Squibb Company	BMY	20/10/21	US\$ 58.18		US\$ 59.25	1.84%	Open
September 2021	1	Alibaba Group Holding Limited	BABA	03/09/21	US\$ 173.00	24/09/21	US\$ 148.00	-14.45%	Close
	7	Zoom Video Communications, Inc.	ZM	07/09/21	US\$ 299.00		US\$ 275.00	-8.03%	Open
	10	Roku, Inc.	ROKU	15/09/21	US\$ 315.00		US\$ 304.90	-3.21%	Open
	15	Gap, Inc. (The)	GPS	17/09/21	US\$ 24.80	27/10/21	US\$ 22.00	-11.29%	Close
	17	Rio Tinto Plc	RIO	17/09/21	US\$ 67.00		US\$ 63.27	-5.57%	Open
	21	American Airlines Group, Inc.	AAL	21/09/21	US\$ 20.50		US\$ 19.19	-6.39%	Open
	24	AGCO Corporation	AGCO	24/09/21	US\$ 124.00		US\$ 127.00	2.42%	Open
	28	Magna International, Inc.	MGA	11/10/21	US\$ 81.29		US\$ 83.91	3.22%	Open
29	Fiserv, Inc.	FISV	30/07/21	US\$ 111.00	27/10/21	US\$ 99.00	-10.81%	Close	
August 2021	4	Olin Corporation	OLN	19/08/21	US\$ 43.00	26/10/21	US\$ 60.00	39.53%	Close
	9	Pinterest, Inc.	PINS	09/08/21	US\$ 58.00	29/10/21	US\$ 48.00	-17.24%	Close
	12	Spotify Technology S.A.	SPOT	30/08/21	US\$ 227.00	02/09/21	US\$ 249.00	9.69%	Close
	16	Eldorado Gold Corporation	EGO	16/08/21	US\$ 8.50	29/09/21	US\$ 7.70	-9.41%	Close
	18	Airbnb, Inc.	ABNB	19/08/21	US\$ 143.00	22/09/21	US\$ 170.00	18.88%	Close
	20	Global X Video Games & Esports	HERO	23/08/21	US\$ 29.30	02/09/21	US\$ 30.80	5.12%	Close
	24	Schlumberger N.V.	SLB	08/09/21	US\$ 27.00	13/10/21	US\$ 33.00	22.22%	Close
27	Taiwan Semiconductor Manufactur	TSM	25/08/21	US\$ 118.00	08/09/21	US\$ 124.00	5.08%	Close	
July	1	W.R. Berkley Corporation	WRB	01/07/21	US\$ 74.00	16/07/21	US\$ 77.00	4.05%	Close
	7	Molson Coors Beverage Company	TAP	23/07/21	US\$ 49.50	29/07/21	US\$ 49.00	-1.01%	Close
	7	Boston Beer Company, Inc. (The)	SAM	14/07/21	US\$ 920.00	23/07/21	US\$ 860.00	-6.52%	Close
	7	Anheuser-Busch Inbev SA Sponsor	BUD	13/07/21	US\$ 70.00	27/07/21	US\$ 68.00	-2.86%	Close
	7	Constellation Brands, Inc.	STZ	12/07/21	US\$ 223.00	11/08/21	US\$ 216.00	-3.14%	Close
	12	Corteva, Inc.	CTVA	16/07/21	US\$ 41.00		US\$ 43.29	5.59%	Open

Publication date	Stock	Ticker	Purchase date	Buy price	Sell date	Sell price/ current price	Performance	Position	
July 2021	14	Kronos Worldwide Inc	KRO	14/07/21	US\$ 14.00	19/07/21	US\$ 13.40	-4.29%	Close
	16	Wynn Resorts, Limited	WYNN						Unfilled
	21	Alcoa Corporation	AA	21/07/21	US\$ 33.50	02/09/21	US\$ 47.50	41.79%	Close
	22	<b>Valero Energy Corporation</b>	<b>VLO</b>	<b>23/07/21</b>	<b>US\$ 62.50</b>	<b>18/10/21</b>	<b>US\$ 80.00</b>	<b>28.00%</b>	<b>Close</b>
	26	ENGIE	ENGI	02/08/21	€ 11.30	18/08/21	€ 12.00	6.19%	Close
	27	<b>Halliburton Company</b>	<b>HAL</b>	<b>03/08/21</b>	<b>US\$ 20.00</b>	<b>11/10/21</b>	<b>US\$ 25.00</b>	<b>25.00%</b>	<b>Close</b>
	29	<b>Fiserv, Inc.</b>	<b>FISV</b>	<b>30/07/21</b>	<b>US\$ 111.00</b>	<b>27/10/21</b>	<b>US\$ 99.00</b>	<b>-10.81%</b>	<b>Close</b>
June 2021	2	Paysafe Limited	PSFE	02/06/21	US\$ 11.30	16/08/21	US\$ 9.00	-20.35%	Close
	4	Abbott Laboratories	ABT	04/06/21	US\$ 107.00	05/08/21	US\$ 122.00	14.02%	Close
	7	Advance Auto Parts Inc.	AAP	07/06/21	US\$ 195.00	29/06/21	US\$ 205.20	5.23%	Close
	7	Airbnb, Inc.	ABNB	07/06/21	US\$ 155.00	22/09/21	US\$ 170.00	9.68%	Close
	7	Black Knight, Inc.	BKI	07/06/21	US\$ 74.00	07/07/21	US\$ 82.00	10.81%	Close
	7	Citrix Systems, Inc.	CTXS	07/06/21	US\$ 117.00	28/07/21	US\$ 110.00	-5.98%	Close
	9	Everbridge, Inc.	EVBG	09/06/21	US\$ 110.00	07/09/21	US\$ 162.00	47.27%	Close
	10	Humana Inc.	HUM	16/06/21	US\$ 421.00	02/07/21	US\$ 450.00	6.89%	Close
	14	Netflix, Inc.	NFLX	14/06/21	US\$ 488.00	07/07/21	US\$ 540.00	10.66%	Close
	14	<b>Schneider National, Inc.</b>	<b>SNDR</b>	<b>16/06/21</b>	<b>US\$ 21.70</b>	<b>28/10/21</b>	<b>US\$ 25.70</b>	<b>18.43%</b>	<b>Close</b>
	14	Brunswick Corporation	BC	22/06/21	US\$ 97.60	30/07/21	US\$ 104.50	7.07%	Close
	15	General Motors Company	GM	07/07/21	US\$ 57.50	19/08/21	US\$ 49.00	-14.78%	Close
	24	Zimmer Biomet Holdings, Inc.	ZBH	24/06/21	US\$ 161.00	10/08/21	US\$ 145.00	-9.94%	Close
	25	Citigroup, Inc.	C	25/06/21	US\$ 70.00	11/08/21	US\$ 74.20	6.00%	Close
29	Tyson Foods, Inc.	TSN	29/06/21	US\$ 74.00	11/08/21	US\$ 80.00	8.11%	Close	
May 2021	13	Costco Wholesale Corporation	COST	13/05/21	US\$ 375.00	09/07/21	US\$ 410.00	9.33%	Close
	17	MarketAxess Holdings, Inc.	MKTX	17/05/21	US\$ 447.18	05/08/21	US\$ 490.00	9.58%	Close
	18	Uber Technologies, Inc.	UBER	18/05/21	US\$ 47.42	19/07/21	US\$ 46.00	-2.99%	Close
	20	Nautilus, Inc.	NLS	20/05/21	US\$ 17.65	25/05/21	US\$ 16.20	-8.22%	Close
	24	<b>Ralph Lauren Corporation</b>	<b>RL</b>	<b>24/05/21</b>	<b>US\$ 110.00</b>		<b>US\$ 111.00</b>	<b>0.91%</b>	<b>Open</b>
	27	Chipotle Mexican Grill, Inc.	CMG	27/05/21	US\$ 1,340.00	25/06/21	US\$ 1,500.00	11.94%	Close
14	Sensei Biotherapeutics, Inc.	SNSE	14/04/21	US\$ 14.41	07/05/21	US\$ 11.88	-17.56%	Close	

Publication date	Stock	Ticker	Purchase date	Buy price	Sell date	Sell price/ current price	Performance	Position	
April 2021	15	Charter Communications, Inc.	CHTR	15/04/21	US\$ 619.85	30/04/21	US\$ 680.00	9.70%	Close
	15	Fox Corporation	FOXA	13/04/21	US\$ 37.71	19/07/21	US\$ 35.18	-6.71%	Close
	15	Comcast Corporation	CMCSA	15/04/21	US\$ 53.52	26/05/21	US\$ 56.19	4.99%	Close
	15	Lumen Technologies, Inc.	LUMN	15/04/21	US\$ 12.75	14/05/21	US\$ 14.56	14.20%	Close
	22	Charles Schwab Corporation (The	SCHW	22/04/21	US\$ 65.40	04/06/21	US\$ 76.00	16.21%	Close
March 2021	8	Gilead Sciences, Inc.	GILD	08/03/21	US\$ 64.55	10/05/21	US\$ 68.00	5.34%	Close
	9	Cerner Corporation	CERN	09/03/21	US\$ 70.88	22/04/21	US\$ 75.50	6.52%	Close
	10	Driven Brands Holdings Inc.	DRVN	10/03/21	US\$ 26.85	28/07/21	US\$ 32.00	19.18%	Close
	11	Walmart Inc.	WMT	11/03/21	US\$ 129.34	06/04/21	US\$ 140.00	8.24%	Close
	30	DocuSign, Inc.	DOCU	30/03/21	US\$ 197.33	13/04/21	US\$ 217.00	9.97%	Close

OTB Global Investments  
10 November 2021

